


WELCOME CLASS OF  
2037



# WELCOME TO KINDERGARTEN ROUNDUP



# Our Kindergarten Day.

\*Doors to Equestrian Trails doors open at 7:30

-Please do not drop your child any earlier as there is no supervision outside.

-You may also enroll your child in morning care through the Aftercare Program.



# Our Kindergarten Classrooms



























Let the day begin! Our  
classroom door opens at 7:45



The students  
unpack their  
backpack and  
begin their  
morning work.



7:55 Starts the  
Pledge of Allegiance...  
& Morning Announcements




# Kindergarten Curriculum

---

- Language arts: Reading, writing, listening, and speaking skills
- Mathematics: Counting, geometry, number sense, algebraic thinking, measurement/data, and problem-solving
- Science: Exploration of the natural world through hands-on activities
- Social Studies: Building an understanding of our community and the world
- Skills for Learning & Life (SLL): self-awareness & self-management, communication, and collaboration skills




# READING & WRITING




- \* Whole Group
- \* Guided Reading (small group)
- \* Stations

# Reading


















# Writing









**SCIENCE • TECHNOLOGY • ENGINEERING • MATHEMATICS**



# STEM



K

C

a



n

\*






















# LUNCH TIME-30 minutes

- Please practice over the summer on how to open packages, lunch boxes, milk cartons, and straws that go into juice boxes.





Every student will have their own lanyard which they wear in the hall and, they will use this to purchase their lunch.


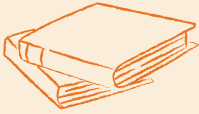









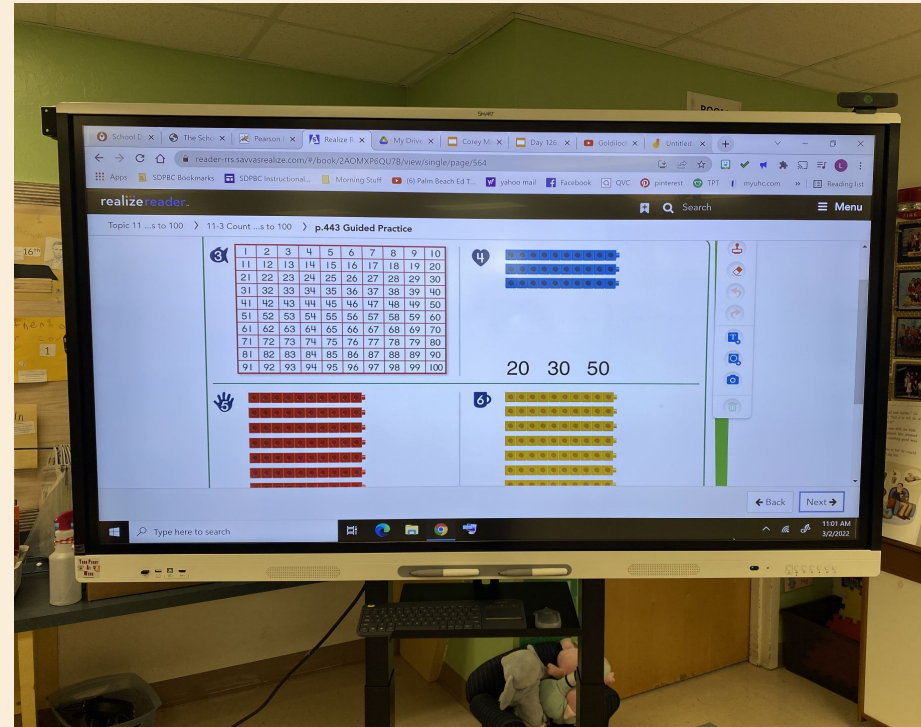
# Math









Each teacher has a Smart Board in their classroom.







# SCIENCE & SOCIAL STUDIES



### **FY22 1st Trimester Scopes**

Unit 1 - Family and Friends

Unit 2 - Everybody Works

Unit 3 - Where We Live

### **FY22 2nd Trimester Scopes**

Unit 4 - Civics in a Snap Unit

Unit 5 - Long Ago and Today

### **FY22 3rd Trimester Scopes**

Unit 6 - Florida Civics Project

Unit 7 - Holidays and Celebrations

Unit 8 - Our Country, It's a Great Place

**Big Idea 1**  
**The Practice of Science**

**Big Idea 5**  
**Earth in Space and Time**

**Big Idea 8**  
**Properties of Matter**

**Big Idea 9**  
**Changes in Matter**


**Big Idea 10**  
**Forms of Energy**

**Big Idea 12**  
**Motion of Objects**

**Big Idea 13**  
**Forces and Changes in Motion**

**Big Idea 14**  
**Organization and Development of Living Organisms**

# SPECIALS



P.E.-2/WEEK

ART

MUSIC

MEDIA



# P.E. PAVILION





MEDIA  
CENTER







# ART ROOM



# MUSIC ROOM





# Snack Time







## SNACK TIME

- \*Please provide a simple healthy snack each day.
- \*We do not have a lot of time so it must be simple.
  - \*Please work with your child on opening and closing any containers that are sent with a snack in them.
  - \*Work with your child on putting those straws into a juice box/bag.
  - \*Keep their snack separate from their lunch.
- \*Send in a fork or spoon as needed.

# PLAYGROUND FOR KINDERGARTEN









It's 2:00  
Our day has ended!



Your child will go home as a  
walker, bus rider, car rider or  
stay for After Care.



# Aftercare Program

---



- Provides a safe and enriching environment
- Offers a variety of activities for students
- For the upcoming 2024-2025 school year, registration for District after-school programs for incoming kindergarten students and students in grades K-5 begins on Wednesday, April 17, 2024 at 7 p.m. Registration fee is \$35.
- Parents can register for an after-school program by visiting the [online registration portal, Eleyo](#) to submit an after-school program registration contract request. Enrollment can be requested for all grade levels.
- Once a contract request has been submitted, it will be reviewed by the after-school director. Submitting a contract request does not guarantee enrollment into a program. Acceptance into an after-school program is determined by the number of slots available, on a first-come, first-served basis. Upon approval of your contract request, you will be notified via email. Sites will notify any parent who is on the waitlist, by Friday, May 10







# NOTES



# Dress for Success

ALLOWED	NOT ALLOWED
<p><b>TOPS:</b></p> <ul style="list-style-type: none"> <li>Any Solid Color (small logo acceptable)</li> <li>Long Sleeved or Short Sleeved</li> <li>Collared, Crew or V-neck</li> <li>School Spirit Shirt</li> </ul> <p><b>BOTTOMS:</b></p> <ul style="list-style-type: none"> <li><b>Solid Colors: Navy, Black, Khaki or Gray</b></li> <li>Fitted shorts at the waist</li> <li>Fitted Long Pants</li> <li>DENIM ONLY ON FRIDAYS</li> <li>Skirts/Skorts/Shorts to mid-thigh</li> <li>Uniform Jumper/Dresses – Solid Color ONLY Uniform Style to mid-thigh (privacy shorts under skirts, dresses and jumpers)</li> <li>POLO Uniform Dress can be ANY Solid Color</li> </ul> <p><b>SHOES:</b></p> <ul style="list-style-type: none"> <li>Sneakers Only</li> </ul> <p><b>JACKET/SWEATERS:</b></p> <ul style="list-style-type: none"> <li>SOLID COLOR JACKETS, SWEATERS, SWEATSHIRTS, ETES SPIRIT JACKETS</li> </ul>	<p><b>TOPS:</b></p> <ul style="list-style-type: none"> <li>NO Spaghetti straps/tank top</li> <li>NO Shirts with designs or characters</li> <li>NO Shirts that do not cover stomach</li> <li>NO Embellishments (sequins, etc.)</li> </ul> <p><b>BOTTOMS:</b></p> <ul style="list-style-type: none"> <li>NO Leggings (unless under skirt, skort, or dress and must be a solid color)</li> <li>NO Knit/Biker Shorts</li> <li>NO Designs, Holes, Distressed or Frayed</li> <li>NO Sweatpants/Gym shorts/Yoga Pants/Basketball Shorts/Board Shorts</li> </ul> <p><b>ACCESSORIES:</b></p> <ul style="list-style-type: none"> <li>NO HATS</li> <li>NO HEADBANDS THAT DO NOT LAY FLAT TO HEAD</li> </ul> <p><b>SHOES:</b></p> <ul style="list-style-type: none"> <li>No Clogs, Crocs, Boots, Open Toe, Heels or Wheels</li> </ul> <p><b>JACKETS/SWEATERS:</b></p> <ul style="list-style-type: none"> <li>NO Pouch or Pass through pouch on jackets, sweaters or sweatshirts</li> <li>No Embellishments</li> </ul>
	

# Dress For Success





# Kindergarten Registration

You can now register your child for Kindergarten using the following link:

<https://www.palmbeachschools.org/Domain/412>




# 10 Things to Help Prepare Your Child for Kindergarten

1. Recognizes first and last name in print and can write first and last name
2. Names most upper and lowercase letters
3. Recognizes most letter sounds
4. Asks and answers questions about a story or book
5. Recognizes simple rhyming words (hat-cat)
6. Names and writes numerals 1-30
7. Identifies basic shapes (circle, square, triangle, rectangle)
8. Creates small sets of objects (groups items and identifies how many)
9. Recognizes and controls own behavior
10. Attends to a task for up to 5 minutes



In Kindergarten we work very hard on  
them understanding and being  
**Independent**





# The Importance of Self-Care Before Kindergarten


- **Dress Self**-take the time now to practice dressing so that your child is comfortable changing their clothes in case of an accident
- **Use the bathroom** independently
- **Navigate zippers and buttons**-these two skills are necessary when using the bathroom, as well as opening and closing a backpack or lunchbox
- **Open containers and straws**-whether your child is buying lunch or bringing their own, it is important that they be able to open containers, packages, and straws
- **Clean up**-it is important that your child practices cleaning up their items from recess and lunch



- **BONUS-Tie their shoes**



Over the summer, please work with your child on using a mouse, the touchpad, and wearing headphones. The Chromebook they may be using might not be touch screen.



# DRAG AND DROP





## Communication and Collaboration

---

- Regular communication through newsletters and emails and Class Dojo
- Parent-teacher conferences
- Always contact the teacher first before contacting administration with concerns, allow the teacher the opportunity to address the issue and if not resolved contact administration
- Strong PTA involvement (everyone is encouraged to join)
- School Advisory Council monthly meetings that allow for parent/community input



## Ways to Support Your Child

- Attendance Matters! Send your child to school every day prepared and ready to learn.
- Read, Read, Read! 15 minutes of reading to and with your child (in any language) will greatly increase comprehension.
- Make time to talk about their school day and listen to concerns.
- Talk to your child about his or her responsibilities as a student.
- Teach children to work hard and ask for help when needed.
- Seek help early from teachers and school staff if you notice problems.
- Hold your child accountable for his or her responsibilities.



## Attendance Matters

Missing 2 days of school per month from Kindergarten - 12th Grade  
= 108 hours per year  
= 11 months  
= over 1 school year lost





# Kindergarten Screening



\*Will be held on August 1, 2024 from 8-12:30

\*Please make sure you sign up for a time on:

[SignUp.com](https://www.signup.com)

\*We will be checking the students knowledge of letters, sounds, sight words, and listening to them read if they are ready.

\*This screening is not something that you need to prep your child for.

\*This screening helps us in the process of creating the Kindergarten classes.



# Speech and Language Services

## ARTICULATION

### WHAT IS IT?

Articulation is the correct production of speech sounds. It is a concern when the errors are inappropriate for his or her cultural and social background or overall developmental level.

### RED FLAGS

Errors in production of  
K, G

Difficult to understand

Lateral S (sloppy "S")

### PARENTAL SUGGESTIONS:

- Avoid "baby talk"
- Model good speech
- Read with your child

## LANGUAGE

### WHAT IS IT?

Language is the ability to understand and use oral messages to clearly communicate ideas, wants and needs. It is a concern when the errors are inappropriate for his or her cultural and social background or overall developmental level.

### RED FLAGS

(compared to other students in the class)

- Cannot express ideas logically and clearly
- Cannot maintain a topic of conversation, even for a brief period of time
- Difficulty coming up with the names of items
- Difficulty answering wh- questions
- Trouble making friends, entering a play circle, or expressing feelings
- Difficulty completing tasks independently

### PARENTAL SUGGESTIONS:

- Read often with your child
- Ask questions after reading a story
- Discuss steps needed to complete a task

## FLUENCY

### WHAT IS IT?

Fluency is the rate and pattern of speech including the coordination of breathing, voice, rate and articulation. It is a concern when the following red flags are consistent, persistent over a period of time, and/or accompanied by frustration and movements.

### RED FLAGS

#### Prolongations:

"Give me the ssssscissors."

#### Part-Word:

"Give me the sci- sci- sciss- scissors."

#### Whole-Word:

"Give give give me the scissors."

#### Phrase Repetitions:

"Give me, give me, give me the scissors."

### PARENTAL SUGGESTIONS:

- Don't interrupt/rush while he/she is speaking
- Model smooth, easy speech

Over 100 students are serviced through our Speech and Language Program at ETES. If you have any questions or concerns about your child's speech and language please contact us at

tara.johnson.1@palmbeachschools.org  
or  
jilana.alfonso @palmbeachschools.org

# OPEN HOUSE - August 9th

Come to school between 9-11 in order to meet your teacher, see the classroom, and bring your school supplies.





# KINDERGARTEN STAGGERED START



August 12th-Mon  
August 13th-Tue  
August 14th-We

During the first 3 days of school in August we break our class into 3 small groups. Your child will come on only one of those 3 days.

SEE YOU IN  
KINDERGARTEN!



*Blazer the Thoroughbred*

# QUESTIONS & ANSWERS

